

Rowan University

Student Evaluation of Teaching Effectiveness Report



Chiang, Tom

Fall 2020

SOC 08.320.1

URBAN SOCIOLOGY

ROWAN UNIVERSITY

STUDENT EVALUATION OF TEACHING EFFECTIVENESS REPORT

SOC o8.320.1 (Chiang, Tom) URBAN SOCIOLOGY

Evaluation Administered: Fall 2020 (202040)

Number of students enrolled: 22

Number of evaluations completed: 7

Comparative overall statistics:

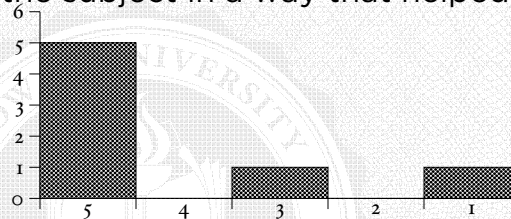
THIS EVALUATION:	RESPONSES:	84	MEAN:	4.15	MEDIAN:	5	STDEV:	1.452
DEPARTMENT-WIDE:	RESPONSES:	4,130	MEAN:	4.57	MEDIAN:	5	STDEV:	0.777
COLLEGE-WIDE:	RESPONSES:	25,676	MEAN:	4.59	MEDIAN:	5	STDEV:	0.784
UNIVERSITY-WIDE:	RESPONSES:	177,216	MEAN:	4.58	MEDIAN:	5	STDEV:	0.771

STATISTICAL PRESENTATION OF EVALUATION RESULTS

Question 1: The instructor taught the subject in a way that helped students learn.

RESPONSES: 7 MEAN: 4.14

5	Always	5
4	Very often	0
3	Sometimes	1
2	Rarely	0
1	Never	1



DEPARTMENT-WIDE STATISTICS:	RESPONSES:	346	MEAN:	4.48	MEDIAN:	5	STDEV:	0.861
COLLEGE-WIDE STATISTICS:	RESPONSES:	2,156	MEAN:	4.55	MEDIAN:	5	STDEV:	0.822
UNIVERSITY-WIDE STATISTICS:	RESPONSES:	14,879	MEAN:	4.52	MEDIAN:	5	STDEV:	0.789

Question 2: The instructor gave clear explanations.

RESPONSES: 7 MEAN: 4.29

5	Always	5
4	Very often	1
3	Sometimes	0
2	Rarely	0
1	Never	1

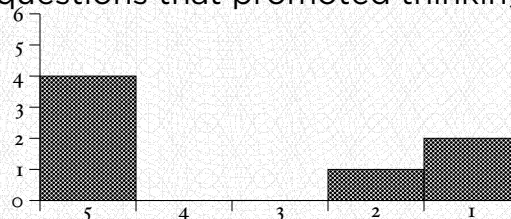


DEPARTMENT-WIDE STATISTICS:	RESPONSES:	345	MEAN:	4.45	MEDIAN:	5	STDEV:	0.794
COLLEGE-WIDE STATISTICS:	RESPONSES:	2,147	MEAN:	4.52	MEDIAN:	5	STDEV:	0.796
UNIVERSITY-WIDE STATISTICS:	RESPONSES:	14,826	MEAN:	4.48	MEDIAN:	5	STDEV:	0.790

Question 3: The instructor asked questions that promoted thinking.

RESPONSES: 7 MEAN: 3.43

5	Always	4
4	Very often	0
3	Sometimes	0
2	Rarely	1
1	Never	2

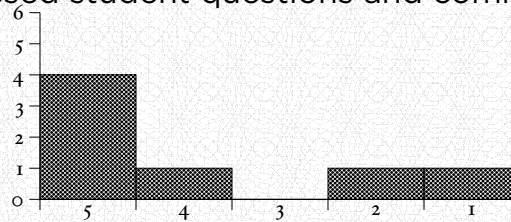


DEPARTMENT-WIDE STATISTICS:	RESPONSES:	344	MEAN:	4.58	MEDIAN:	5	STDEV:	0.762
COLLEGE-WIDE STATISTICS:	RESPONSES:	2,146	MEAN:	4.54	MEDIAN:	5	STDEV:	0.791
UNIVERSITY-WIDE STATISTICS:	RESPONSES:	14,798	MEAN:	4.47	MEDIAN:	5	STDEV:	0.826

Question 4: The instructor addressed student questions and comments.

RESPONSES: 7 MEAN: 3.86

5	Always	4
4	Very often	1
3	Sometimes	0
2	Rarely	1
1	Never	1




DEPARTMENT-WIDE STATISTICS:	RESPONSES:	345	MEAN:	4.65	MEDIAN:	5	STDEV:	0.700
COLLEGE-WIDE STATISTICS:	RESPONSES:	2,139	MEAN:	4.71	MEDIAN:	5	STDEV:	0.690
UNIVERSITY-WIDE STATISTICS:	RESPONSES:	14,778	MEAN:	4.71	MEDIAN:	5	STDEV:	0.650

Question 5: The instructor provided useful feedback on student work.

RESPONSES: 7 MEAN: 3.86

5	Always	4
4	Very often	1
3	Sometimes	0
2	Rarely	1
1	Never	1

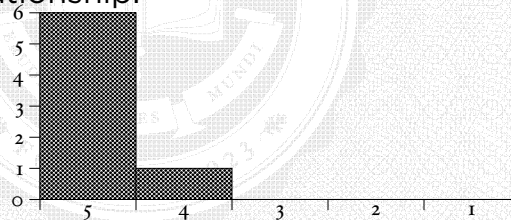


DEPARTMENT-WIDE STATISTICS:	RESPONSES:	345	MEAN:	4.30	MEDIAN:	5	STDEV:	1.025
COLLEGE-WIDE STATISTICS:	RESPONSES:	2,142	MEAN:	4.43	MEDIAN:	5	STDEV:	0.942
UNIVERSITY-WIDE STATISTICS:	RESPONSES:	14,759	MEAN:	4.46	MEDIAN:	5	STDEV:	0.888

Question 6: The instructor treated students with fairness and respect appropriate for a professional relationship.

RESPONSES: 7 MEAN: 4.86

5	Always	6
4	Very often	1
3	Sometimes	0
2	Rarely	0
1	Never	0

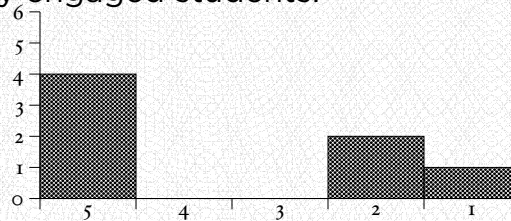


DEPARTMENT-WIDE STATISTICS:	RESPONSES:	344	MEAN:	4.75	MEDIAN:	5	STDEV:	0.625
COLLEGE-WIDE STATISTICS:	RESPONSES:	2,138	MEAN:	4.80	MEDIAN:	5	STDEV:	0.564
UNIVERSITY-WIDE STATISTICS:	RESPONSES:	14,768	MEAN:	4.81	MEDIAN:	5	STDEV:	0.530

Question 7: The instructor actively engaged students.

RESPONSES: 7 MEAN: 3.57

5	Always	4
4	Very often	0
3	Sometimes	0
2	Rarely	2
1	Never	1

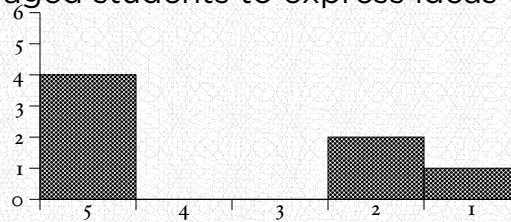


DEPARTMENT-WIDE STATISTICS:	RESPONSES:	345	MEAN:	4.54	MEDIAN:	5	STDEV:	0.787
COLLEGE-WIDE STATISTICS:	RESPONSES:	2,137	MEAN:	4.55	MEDIAN:	5	STDEV:	0.822
UNIVERSITY-WIDE STATISTICS:	RESPONSES:	14,754	MEAN:	4.51	MEDIAN:	5	STDEV:	0.824

Question 8: The instructor encouraged students to express ideas or opinions.

RESPONSES: 7 MEAN: 3.57

5	Always	4
4	Very often	0
3	Sometimes	0
2	Rarely	2
1	Never	1




DEPARTMENT-WIDE STATISTICS:	RESPONSES: 345	MEAN: 4.72	MEDIAN: 5	StDEV: 0.600
COLLEGE-WIDE STATISTICS:	RESPONSES: 2,138	MEAN: 4.62	MEDIAN: 5	StDEV: 0.730
UNIVERSITY-WIDE STATISTICS:	RESPONSES: 14,760	MEAN: 4.58	MEDIAN: 5	StDEV: 0.774

Question 9: The instructor was prepared for class.

RESPONSES: 7 MEAN: 4.43

5	Always	6
4	Very often	0
3	Sometimes	0
2	Rarely	0
1	Never	1

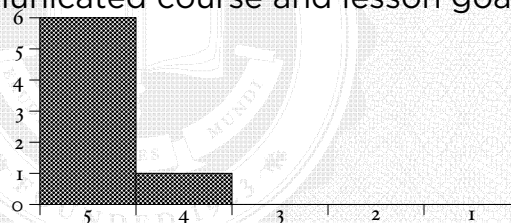


DEPARTMENT-WIDE STATISTICS:	RESPONSES: 344	MEAN: 4.77	MEDIAN: 5	StDEV: 0.559
COLLEGE-WIDE STATISTICS:	RESPONSES: 2,132	MEAN: 4.79	MEDIAN: 5	StDEV: 0.564
UNIVERSITY-WIDE STATISTICS:	RESPONSES: 14,750	MEAN: 4.78	MEDIAN: 5	StDEV: 0.551

Question 10: The instructor communicated course and lesson goals.

RESPONSES: 7 MEAN: 4.86

5	Always	6
4	Very often	1
3	Sometimes	0
2	Rarely	0
1	Never	0

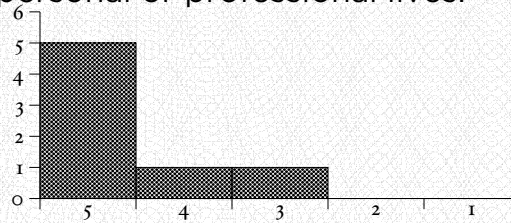


DEPARTMENT-WIDE STATISTICS:	RESPONSES: 344	MEAN: 4.60	MEDIAN: 5	StDEV: 0.705
COLLEGE-WIDE STATISTICS:	RESPONSES: 2,138	MEAN: 4.65	MEDIAN: 5	StDEV: 0.711
UNIVERSITY-WIDE STATISTICS:	RESPONSES: 14,754	MEAN: 4.65	MEDIAN: 5	StDEV: 0.688

Question 11: The instructor taught class in a way that helped students make connections to their personal or professional lives.

RESPONSES: 7 MEAN: 4.57

5	Always	5
4	Very often	1
3	Sometimes	1
2	Rarely	0
1	Never	0

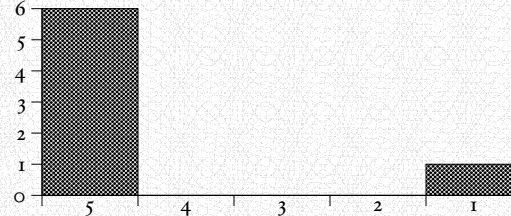


DEPARTMENT-WIDE STATISTICS:	RESPONSES: 340	MEAN: 4.52	MEDIAN: 5	StDEV: 0.845
COLLEGE-WIDE STATISTICS:	RESPONSES: 2,131	MEAN: 4.44	MEDIAN: 5	StDEV: 0.914
UNIVERSITY-WIDE STATISTICS:	RESPONSES: 14,718	MEAN: 4.42	MEDIAN: 5	StDEV: 0.910

Question 12: The instructor was open to student feedback about the course and instructional methods.

RESPONSES: 7 MEAN: 4.43

5	Always	6
4	Very often	0
3	Sometimes	0
2	Rarely	0
1	Never	1



DEPARTMENT-WIDE STATISTICS:	RESPONSES:	343	MEAN:	4.56	MEDIAN:	5	STDEV:	0.813
COLLEGE-WIDE STATISTICS:	RESPONSES:	2,132	MEAN:	4.54	MEDIAN:	5	STDEV:	0.853
UNIVERSITY-WIDE STATISTICS:	RESPONSES:	14,672	MEAN:	4.56	MEDIAN:	5	STDEV:	0.807

Question 13: Tell a future student about this instructor and course.
See **EVALUATION COMMENTS** below

EVALUATION COMMENTS

Only questions for which comments were provided appear below.

Question 3: The instructor asked questions that promoted thinking.

1. the power points were very thoroughly done but more student interaction would promote conversation!

Question 13: Tell a future student about this instructor and course.

1. If you want a prof who does nothing but read off bullshit slides and speaks non stop and does not engage you this is the class. It was terrible and so was the prof, he had no reason to even be teaching the class with how he approached the ideas and just ranted and talked for over an hour straight, never engaging and never leading discussions or questions on the matter. I feel sorry for all the people who come to rowan after me who have to take classes like these and more specifically, have professors like this and these situations are why in conjunction with other problems rowan has caused and not addressed, i will never recommend rowan as an alumni to other people and the idea of donating money when i become successful is laughable and pathetic, just like this institution.
2. this class was very interesting and Professor Chiang is extremely friendly! though the class never really interacted with each other, professor chiang was always there to answer any question we had in the beginning, middle, and end of the class. Professory Chiang is really kind and respects that the students have lives outside of the class room so he is really good with helping us when we need it. He is really passionate about this studies and is always ready to help his students however he can.
3. This is a great course!!!!
4. The instructor is very kind and nice. One of my favorite professors. He is very understanding and teaches wonderful, he will make sure he explains information to his best ability to make sure every understands. He goes above and beyond if you ask me.
5. Great professor
6. Easy class but strictly lecture based. Can get boring because all he does is talk.